

ICANN

VIRTUAL ANNUAL GENERAL

69

Planning and Financial Update

06 October 2020

Webinar Information



This session is recorded.



This session is scheduled to last 1.5 hour.



Presentation is published here:

[https://69.schedule.icann.org/meetings/addHduMjKbH9Ezdbg#/?limit=10&sortByFields\[0\]=isPinned&sortByFields\[1\]=lastActivityAt&sortByOrders\[0\]=-1&sortByOrders\[1\]=-1](https://69.schedule.icann.org/meetings/addHduMjKbH9Ezdbg#/?limit=10&sortByFields[0]=isPinned&sortByFields[1]=lastActivityAt&sortByOrders[0]=-1&sortByOrders[1]=-1)



Q&A will be during and at the end of the presentation

Opening Remarks



Xavier Calvez

SVP Planning &
Chief Financial Officer

Agenda

- ⦿ ICANN Planning Overview and Processes
- ⦿ ICANN New Planning Department and “Planning at ICANN” Operating Initiative
- ⦿ FY22 Planning Processes:
 - Strategic Planning
 - Operating Planning
 - Overall Timeline and Community Engagement Opportunities
 - Funding Assumptions and Process
 - 5-Year Financial Plan and 1-Year Budget Assumptions
- ⦿ Financial Updates
- ⦿ Q&A

ICANN Planning Overview and Processes

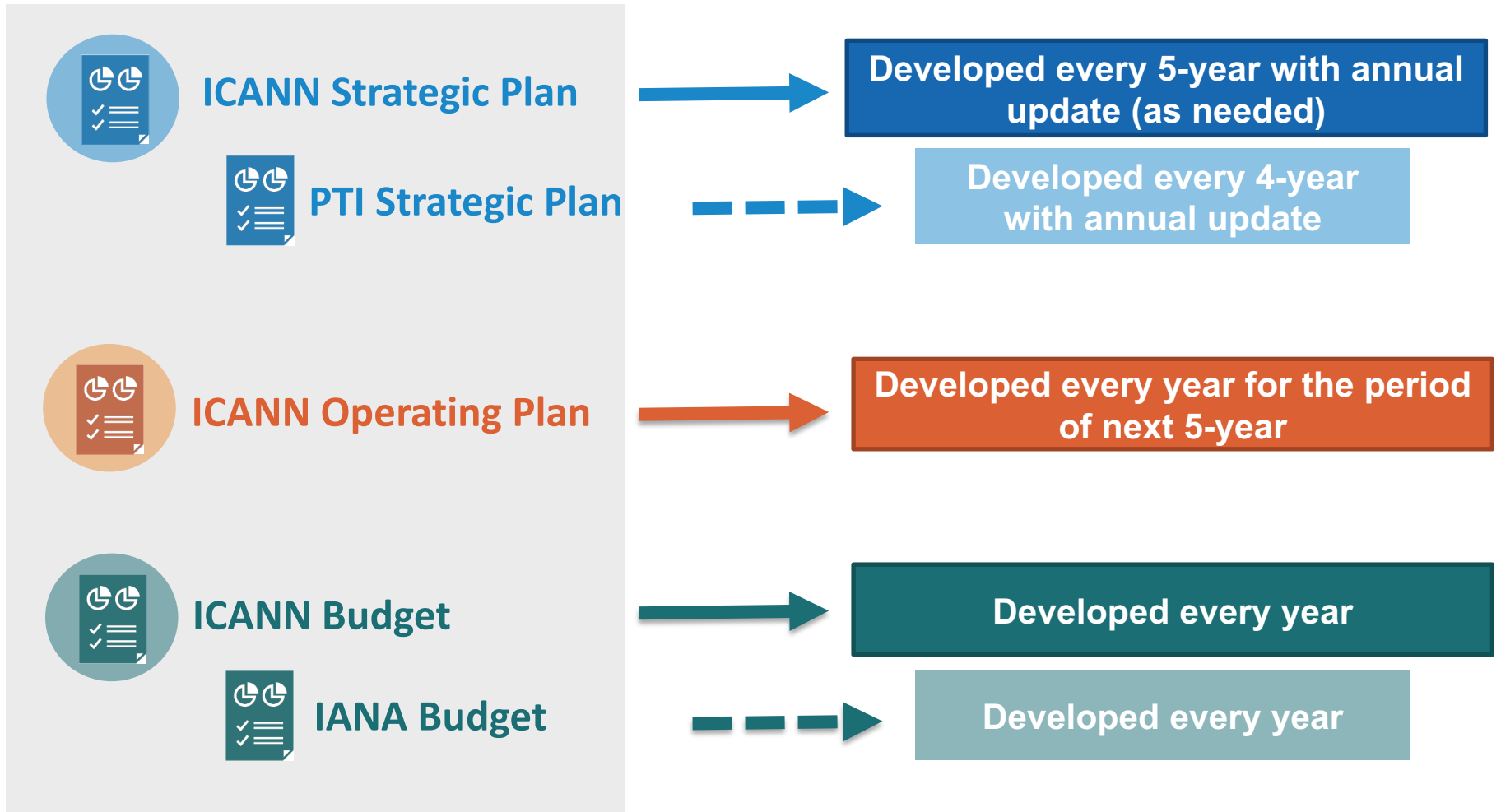


Becky Nash

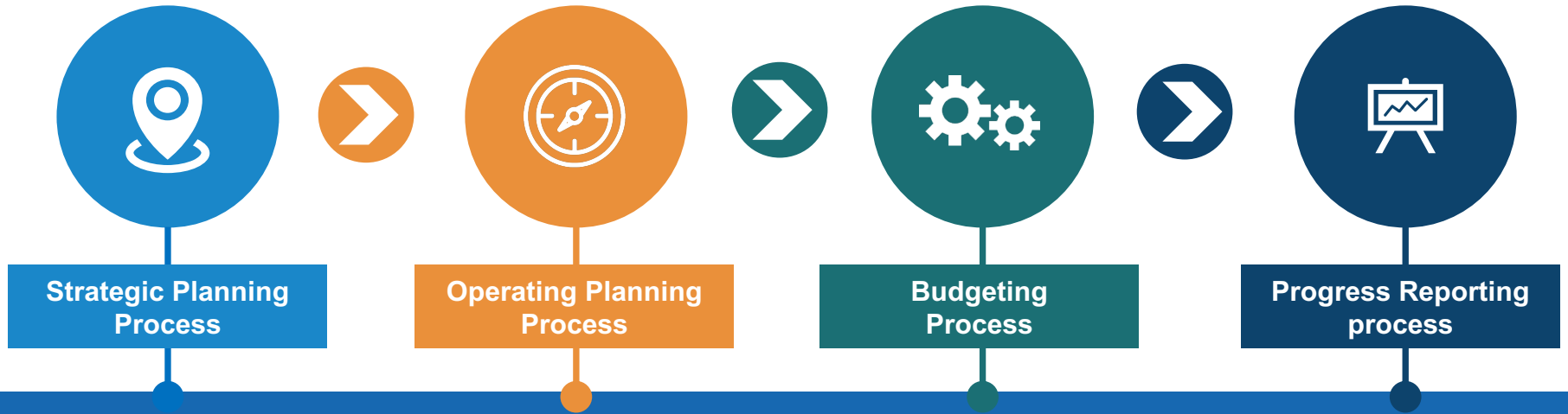
Planning Process & Documents



Bylaws Requirements



ICANN Planning Processes Overview



The process of defining ICANN's strategic direction, including its mission, vision, Strategic objectives and goals.

The process of determining key initiatives (Operating Initiatives) and what each functional area plans to do (Functional Activities), to achieve the strategic plan.

The process of allocating resources to planned activities, and prioritize activities as needed.

The process of explaining the achievement via a series of mechanisms.

ICANN New Planning Department and “Planning at ICANN” Operating Initiative



Becky Nash

Introduction to New Planning Department

- ⦿ In July 2020, a new Planning Department was formed to lead all planning activities across ICANN and to prioritize and organize ICANN's activities with all participants in the ICANN ecosystem (org, Board, and community).
- ⦿ The long-term objective of the Planning department is to continuously develop the effectiveness of the organization through adequate planning and measurement of the delivery against the plans.
- ⦿ The creation and evolution of the planning department will accomplish one of the Operating Initiatives, which will contribute to achieving the FY21-25 Strategic Plan.

Planning at ICANN Operating Initiative Overview

- ⦿ Planning at ICANN is one of the 15 Operating Initiatives included in ICANN org's Adopted Operating and Financial Plan for Fiscal Years 2021–2025
- ⦿ Strategic goal and its targeted outcomes Supported:
 - **Strategic goal:** Implement a five-year Financial Plan that supports the five-year Operating Plan. Among the various **targeted outcomes** of this Strategic Goal, this Operating Initiative help to bring focus on developing processes and tools in place to effectively prioritize and periodically reprioritize its (ICANN's) work; and, community's engagement in prioritization and decisions about affordability measurably increases.
 - **Strategic goal:** Manage operations and their costs to optimize the effectiveness and efficiency of ICANN's activities. Among the various **targeted outcomes** of this Strategic Goal, this Operating Initiative help to bring focus on prioritizes its (ICANN's) activities to deliver its mission in the global public interest in the most cost-effective way.

Planning at ICANN Prioritization

- The FY22 planning process is currently on-going with the objective of proposing to the community an Operating Plan which includes progress intended on a number of activities that pertain to the entire workload of the org, Board and community.
 - A draft plan will be developed and proposed by the org reflecting a certain scenario of prioritization.
 - A key deliverable is ICANN's Community-led activity Roadmap

- Separately, a methodology and process for the prioritization of ICANN's work needs to be developed collaboratively with org, Board and community, for implementation through annual planning cycles.
 - Target collaborative process to be carried out on an on-going basis to plan and perform ICANN's work.
 - The methodology and process needs to be designed, tested (with a pilot) and implemented with community and board involvement and org support throughout every phase.

FY22 Planning Process

Strategic Outlook and Strategic Planning



Nathalie Vergnolle


Introduction to Strategic Planning at ICANN

The purpose of strategic planning is to set out the long-term strategic objectives for the organization, reflecting the ICANN mission and vision.

- ⦿ A fundamental part of ICANN's governance, mandated by the organization's [Bylaws](#).
- ⦿ A core element of ICANN's three-fold planning process cycle, namely a 5-year Strategic Plan, 5-year Operating Plan, and the Annual Plan and Budget process.
- ⦿ The current [Strategic Plan for fiscal years 2021 to 2025](#) came into effect on 01 July 2020. It was [adopted](#) by the Board on 23 June 2019.
- ⦿ The strategic planning process starts with a yearly identification and analysis of trends that affect ICANN.

Strategic Outlook Trends Identification & Analysis

Process repeats annually



ORG & COMMUNITY

Functions & Regions /
SO/AC Groups-
level workshops
Identify trends and
impacts on ICANN



NETWORK TEAM
Consolidate the trends
and prioritize



EXEC TEAM
Confirm trends &
prioritization



**EXEC TEAM
& BOARD**
Assess impacts of
trends and shifts, and
Make strategy & tactical
decisions

An annual process to ensure ICANN has a consistent way to:

- Identify and track trends
- Prepare for opportunities
- Mitigate or avoid challenges
- Inform strategic & operational planning and prioritization

2020 Strategic Outlook Trend Sessions

21 strategic outlook sessions

- 6 stakeholder group sessions: GAC, GNSO Council, IPC, SSAC + 2 cross-community sessions
- 15 org departmental & regional sessions

398 participants

- 77 community members
- 321 staff members



1853 data elements collected

- 889 trend statements
- 497 risks or threats
- 467 suggested actions or opportunities

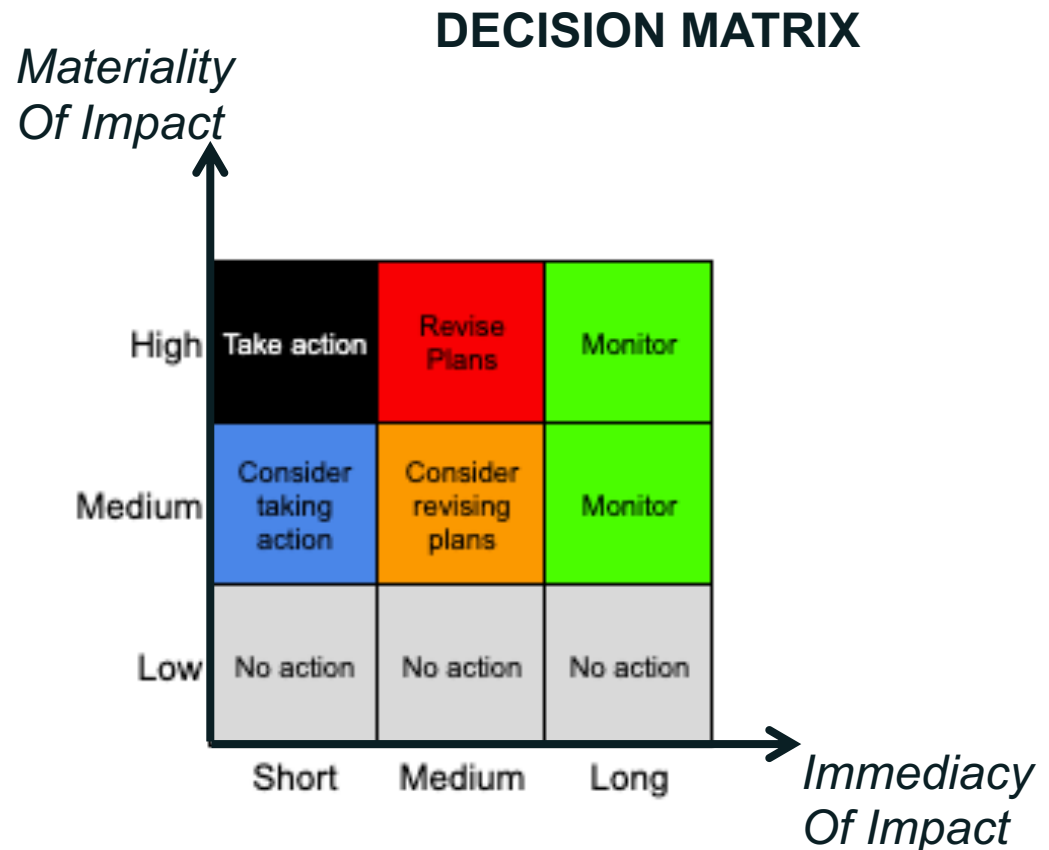
Trend Impact Assessment Methodology

1. Identification of **notable shifts** in trends or new trends and their **impacts on ICANN**

2. Determination of the **materiality** and the **immediacy** of the impacts of the trends identified

3: Rationalization of the decisions to update the plans or other decisions using a **materiality/immediacy decision matrix**

4: Decision of strategic or tactical opportunities



Preliminary conclusions & next steps

- ⦿ The Strategic Planning Board Working Group will present its recommendations to the Board in the next few weeks:

On the basis of the work to-date, **no changes to the ICANN strategic plan** for fiscal years 2021-2025 are expected to be recommended.

- ⦿ Findings on trends and their impacts on ICANN, as well as opportunities they represent and resulting proposed planned activities, will be documented in the Draft FY22-FY26 ICANN Operating Plan that will be posted for Public Comment in December of this year.

FY22 Planning Process

Operating Planning



Victoria Yang

Operating Plan Overview

The Operating Plan includes description of the major work ICANN org will undertake to achieve its Strategic Plan, operate the organization and implement its mission and mandate.

Functional Activities (35 in 5 groups)

Activities of the Functions to:

- Operate the organization, such as *Human Resources or Finance*

or

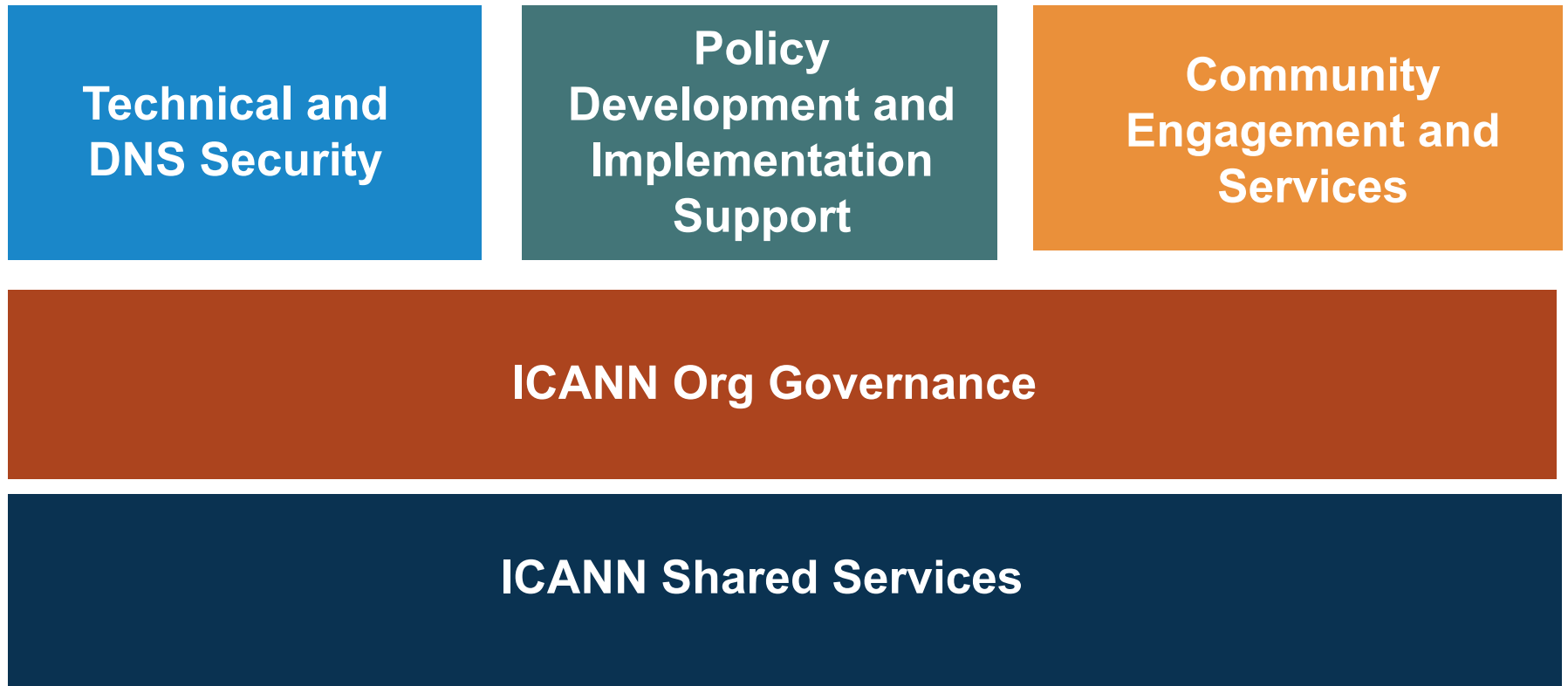
- Implement ICANN's mission and mandate, such as *Contractual Compliance or the IANA*.

Operating Initiatives (15)

The efforts of the Functions that focus directly on achieving the Strategic Plan.

Some are not new but continued efforts toward key strategic directions.

Operating Plan Structure



Operating Initiatives - 15
Functional Activities – 35 in 5 Service Groups

5-Year Operating Plan and 1-Year Operating Plan

All Functional Activities and Operating Initiatives are described with their purpose, activities, alignment with the strategic plan, resources, considerations (risks, dependencies, challenges) and progression/ milestones.

FY22-FY26 Operating Plan

- Content is high-level over the 5-Year horizon.
- Resource planning is high-level – “Stable” “Increase” or “Decrease”, with projection of when (Fiscal Year) the changes are expected.
- Progression/ Milestones are high-level roadmaps.

FY22 Operating Plan

- Content is more detailed with focus on FY22.
- Resource planning is at detailed level using budget templates.
- Progression/ Milestones are roadmaps in FY22 with applicable targets and measurement.

Planning Assumptions and Approach

1 Affordability Assumption
Draft plans will be based on the “base” scenario funding projections

2 Recurring Work Continues
Majority of ICANN org’s work recurs year over year:

- needed for organization operations, or
- to support ICANN’s mission and mandate.

3 Emphasizing Major Work & Deltas

- Operating Initiatives – Major work to achieve the Strategic Plan.
- Functional Activities – New or changed activities, (Delta), indicated with Δ in the draft plan.

4 Dependency

The Draft Plan will include high-level description of work under discussion with the community, such as:

- New gTLD “Subsequent Procedures” PDP,
- New gTLD auction proceeds,
- Reviews, e.g. CCT, RDS.

Specific implementation plans and timing will be in future updates of the 5-year O&FP and annual plans, upon Board’s decisions triggering org actions.

5 Rolling 5-Year O&FP
The 5-year Plan will be updated annually and roll forward one year.

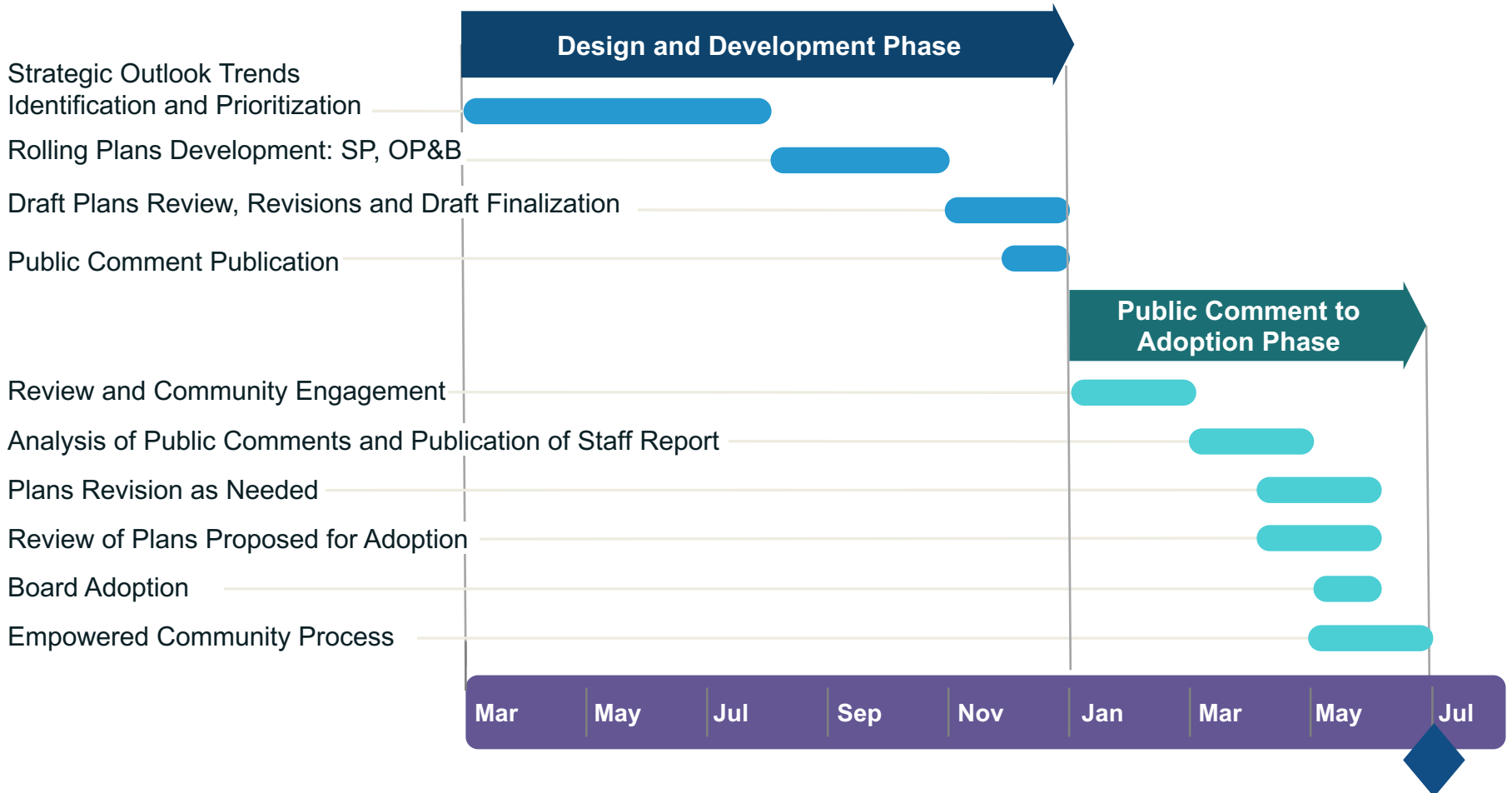
FY22 Planning Process

*Overall Timeline and
Community Engagement Opportunities*



Becky Nash

High Level Planning Timeline



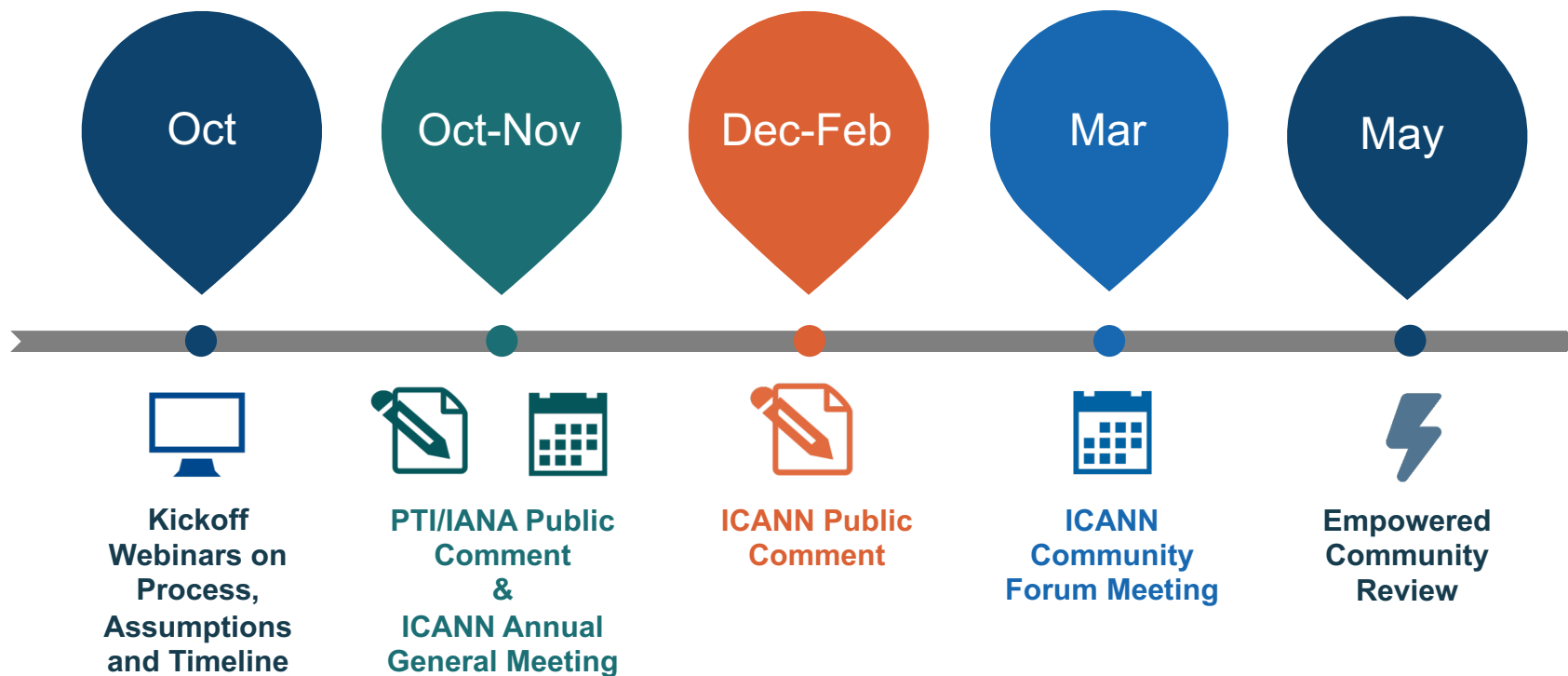
- *An assessment of the timing of each step is underway for future cycles*
- *The current year timeline is more than 10 + months*

Jul 1
Next Fiscal Year
– Plans in Effect

Total ICANN FY22 Planning Timeline – Key Dates

| Step | Dates | Action By | Note |
|--|---------------------------|----------------------------|--|
| ✓ FY22 Planning Kickoff | 27 Aug 2020 | ICANN org | FY22 Planning Process and Timeline |
| ICANN 69 Planning Webinar | 6 Oct 2020 | ICANN org/Community | FY22 Planning Process |
| Additional Budget Request Submission Period | 9 Nov 2020 – 29 Jan 2021 | ICANN Community | Submit to planning@icann.org |
| BFC Reviews Draft Plan for Publication | 5 Dec 2020 | ICANN BFC | |
| ICANN Public Comment Period | 17 Dec 2020 – 08 Feb 2021 | ICANN org | 54 Days including 7 days for Year End |
| Community Webinar | Early/Mid Jan 2021 | ICANN Community | |
| ICANN Staff Report on Public Comment Published | 18 Mar 2021 | ICANN org | Staff Report Published |
| BFC Recommends to the Board Adoption of Plans | 5 April 2021 | ICANN BFC | |
| ICANN Board Adopts | 6 May 2021 | ICANN Board | Target to allow for EC Review Period |
| Empowered Community(EC) Process | 7 May – 7 Jun 2021 | EC Decisional Participants | The Plans are in effect at the start of the Fiscal Year. |

When can community members participate?



We are seeking your input!

FY22 Planning Process

Funding Assumptions and Process



Mukesh Chulani


ICANN's Funding Forecast Approach

- ICANN's funding projections are developed through the following activities:

1 Marketplace Horizon Scan

The icon for 'Marketplace Horizon Scan' is enclosed in a large oval. It features a 'NEWS' document icon, a stack of documents with a magnifying glass over one, a group of five stylized human figures with a lightbulb above them, and two document icons labeled '10K' and '10Q'.

2 Formulation of Assumptions

The icon for 'Formulation of Assumptions' is enclosed in a large oval. It depicts a brain with a green triangle inside, two speech bubbles (one with a red triangle), and a question mark below them.

3 Forecast Generation

The icon for 'Forecast Generation' is enclosed in a large oval. It shows a line graph with three data points and three interlocking gears (two blue, one orange) at the bottom.

Marketplace Horizon Scan

| | FY15 Actual | FY16 Actual | FY17 Actual | FY15-17 CAGR (%) | FY18 Actual | FY19 Actual | FY20 Actual | FY18-20 CAGR (%) |
|---|-------------|-------------|-------------|------------------|-------------|-------------|-------------|------------------|
| # of Transactions (in Millions) | 158.5 | 184.9 | 183.1 | 5% | 187.0 | 192.9 | 205.5 | 3% |
| Legacy gTLDs – Total | 151.2 | 161.5 | 160.9 | 2% | 164.5 | 170.0 | 173.1 | 2% |
| New gTLDs – Total | 7.3 | 23.4 | 22.2 | 45% | 22.6 | 22.9 | 32.4 | 13% |
| New gTLDs - Billable | 6.0 | 18.1 | 18.6 | 46% | 19.5 | 19.8 | 29.3 | 15% |
| % of Billable New gTLDs vs. Total New gTLDs | 82% | 77% | 84% | -- | 86% | 87% | 90% | -- |
| % of Total New gTLDs vs. Total | 5% | 13% | 12% | -- | 12% | 12% | 16% | -- |
| % of Legacy vs. Total | 95% | 87% | 88% | -- | 88% | 88% | 84% | -- |

| | | | | | | | | |
|--|-------|-------|-------|-----|-------|-------|-------|-----|
| # of Contracted Parties (End of Year) | 2,245 | 3,201 | 4,188 | 23% | 3,703 | 3,680 | 3,651 | 0% |
| Legacy gTLDs ¹ | 18 | 18 | 18 | 0% | 18 | 18 | 18 | 0% |
| New gTLDs | 683 | 1,052 | 1,218 | 21% | 1,218 | 1,203 | 1,184 | -1% |
| Registrars | 1,544 | 2,131 | 2,952 | 38% | 2,467 | 2,459 | 2,449 | 0% |

Notes:

¹ Corresponds to Legacy TLDs having contracts with ICANN.

CAGR corresponds to Compound Annual Growth Rate; Arithmetic inconsistencies are due to rounding of values.

Marketplace Horizon Scan

| | FY15 Actual | FY16 Actual | FY17 Actual | FY15-17 CAGR (%) | FY18 Actual | FY19 Actual | FY20 Actual | FY18-20 CAGR (%) |
|--|-------------|-------------|-------------|------------------|-------------|-------------|-------------|------------------|
| # of Transactions (in Millions) | 158.5 | 184.9 | 183.1 | 5% | 187.0 | 192.9 | 205.5 | 3% |
| Legacy gTLDs – Total | 151.2 | 161.5 | 160.9 | 2% | 164.5 | 170.0 | 173.1 | 2% |
| New gTLDs – Total | 7.3 | 23.4 | 22.2 | 45% | 22.6 | 22.9 | 32.4 | 13% |
| New gTLDs - Billable | 6.0 | 18.1 | 18.6 | 46% | 19.5 | 19.8 | 29.3 | 15% |
| % of Billable New gTLDs vs. Total New gTLDs | 82% | 77% | 84% | -- | 86% | 87% | 90% | -- |
| % of Total New gTLDs vs. Total | 5% | 13% | 12% | -- | 12% | 12% | 16% | -- |
| % of Legacy vs. Total | 95% | 87% | 88% | -- | 88% | 88% | 84% | -- |

| | | | | | | | | |
|--|-------|-------|-------|-----|-------|-------|-------|-----|
| # of Contracted Parties (End of Year) | 2,245 | 3,201 | 4,188 | 23% | 3,703 | 3,680 | 3,651 | 0% |
| Legacy gTLDs ¹ | 18 | 18 | 18 | 0% | 18 | 18 | 18 | 0% |
| New gTLDs | 683 | 1,052 | 1,218 | 21% | 1,218 | 1,203 | 1,184 | -1% |
| Registrars | 1,544 | 2,131 | 2,952 | 38% | 2,467 | 2,459 | 2,449 | 0% |

Marketplace Horizon Scan

| | FY15 Actual | FY16 Actual | FY17 Actual | FY15-17 CAGR (%) | FY18 Actual | FY19 Actual | FY20 Actual | FY18-20 CAGR (%) |
|--|-------------|-------------|-------------|------------------|-------------|-------------|-------------|------------------|
| # of Transactions (in Millions) | 158.5 | 184.9 | 183.1 | 5% | 187.0 | 192.9 | 205.5 | 3% |
| Legacy gTLDs – Total | 151.2 | 161.5 | 160.9 | 2% | 164.5 | 170.0 | 173.1 | 2% |
| New gTLDs – Total | 7.3 | 23.4 | 22.2 | 45% | 22.6 | 22.9 | 32.4 | 13% |
| New gTLDs - Billable | 6.0 | 18.1 | 18.6 | 46% | 19.5 | 19.8 | 29.3 | 15% |
| % of Billable New gTLDs vs. Total New gTLDs | 82% | 77% | 84% | -- | 86% | 87% | 90% | -- |
| % of Total New gTLDs vs. Total | 5% | 13% | 12% | -- | 12% | 12% | 16% | -- |
| % of Legacy vs. Total | 95% | 87% | 88% | -- | 88% | 88% | 84% | -- |

| | | | | | | | | |
|--|-------|-------|-------|------------|-------|-------|-------|------------|
| # of Contracted Parties (End of Year) | 2,245 | 3,201 | 4,188 | 23% | 3,703 | 3,680 | 3,651 | 0% |
| Legacy gTLDs ¹ | 18 | 18 | 18 | 0% | 18 | 18 | 18 | 0% |
| New gTLDs | 683 | 1,052 | 1,218 | 21% | 1,218 | 1,203 | 1,184 | -1% |
| Registrars | 1,544 | 2,131 | 2,952 | 38% | 2,467 | 2,459 | 2,449 | 0% |

Notes:

¹ Corresponds to Legacy TLDs having contracts with ICANN.

CAGR corresponds to Compound Annual Growth Rate; Arithmetic inconsistencies are due to rounding of values.

Formulation of Assumptions: Sample



Excerpt of Marketplace Horizon Scan Finding

“The experience as of the first half of 2020 shows that domains under management have been stable, and in some cases has increased slightly. These trends, however, are uneven. A common question is whether this current period of resiliency represents simply a delayed reaction, with bigger impacts likely unfolding in the months to come.....”



Formulation of Assumptions (Qualitative)

The extent to which COVID-19 contributes to slower growth or even contractions of economies or shifts previous face-to-face activities to online interactions are all key questions. At present, uncertainty remains high.

At the 'base-case' and 'high' funding scenarios, domain name transaction volumes will continue to grow, albeit at varying levels. The 'low' scenario factors a decline in transaction volumes. The 'low' funding scenario will also feature fewer total accredited registrars, while the 'base-case' and 'high' funding scenarios will depict a flat-to-slight increase in this base. The total count of gTLD registry operators will decline across all scenarios, albeit at varying levels.

Formulation of Assumptions (Quantitative)

Low Scenario

Base Case

High Scenario

New gTLD transaction volume and growth trendline
Legacy gTLD transaction volume and growth trendline
Size of contracted party base

FY22 Planning Process

*5 Year Financial Plan and
1 Year Budget Assumptions*



Alex Morshed

Five-Year Financial Plan and One-Year Budget

- ⦿ The Five-Year Financial Plan is developed to support the Five-Year Operating Plan. The Five-Year Operating Plan is reviewed and developed on an annual basis.
- ⦿ The Five-Year financials are a high-level overview of ICANN org's financial assumptions. The anticipated numbers will shift as more information becomes available and will be adjusted accordingly. This also allows for activities to be reprioritized based on the current environment, which will undoubtedly shift and evolve over the course of the five-year period.
- ⦿ The Five-Year financials will be supplemented by ICANN org's annual plans and budgets, which will provide more detailed financial information for the respective year.

Five-Year Financial Plan Funding and Expense Assumptions

- ⦿ The Five-Year Financial Plan will provide “base”, “low” and “high” scenario funding. The Operating Plan will be developed using the base scenario funding projections
- ⦿ The Five-Year Financial Plan will include a planned annual contribution to the Reserve Fund
- ⦿ The headcount is expected to remain relatively stable through the five-year period
- ⦿ The Five-Year Financial Plan will be a balanced budget where expenses, plus planned contributions to the reserve fund, will not exceed funding

FY22 Budget Assumptions

- ⦿ The ICANN budget will be balanced; projected expenses will not exceed projected funding
- ⦿ Only activities supporting the implementation of Board-approved policies or review recommendations are specifically included in the budget
 - Implementation activities for policies or review recommendations not yet approved by the Board will be scheduled, if and when approved by the Board
- ⦿ The ICANN budget will continue to include funds for contingency
 - Contingency is an amount included in the budget, but not allocated to specific activities. This allows for the flexibility to cover the difference between projected and actual costs, expenses impossible to forecast such as litigation costs, or activities that have been confirmed for implementation by the Board after the budget was finalized.

FY22 Budget Assumptions (continued)

- ⦿ There continues to be uncertainty around the pandemic and the impact it may have on ICANN's Funding and Operations
- ⦿ Funding is still being assessed but is expected to grow modestly from the FY21 Budget projection
 - Funding will include a contribution from Verisign to support ICANN's efforts to preserve and enhance the security, stability, and resiliency of the DNS
- ⦿ Headcount is budgeted to end at 410, similar to current staffing levels
- ⦿ Travel is assumed to be comparable to levels prior to FY20
 - FY22 Budget assumes 3 face to face ICANN Public Meetings
 - Funding for ICANN constituents is projected at levels prior to FY20
- ⦿ Replenishing the Reserve Fund will continue to be a priority
- ⦿ The Budget will include funds for Additional Budget Requests (ABR)

Additional Budget Request Overview

The Additional Budget Request process pertains to a dedicated part of the overall ICANN annual budget that is set aside to fund specific requests from the community for activities that are not already included in the recurring ICANN budget.

Assessment Process:

- ⦿ Allocating available resources to those requests which, on their face are directly and demonstrably related to current ICANN policy development, advisory and technical work
- ⦿ Addressing capacity development objectives through encouraging collaboration with ICANN's Public Responsibility Support and Global Stakeholder Engagement teams, including development of materials that can be used for online (rather than face-to-face) training
- ⦿ Considering the availability of resources, both financial and staff, to support the individual and collective requests submitted in an equitable and transparent manner
- ⦿ For travel related requests, a primary consideration is to prioritize events taking place at an ICANN Public Meeting or other ICANN-organized meeting (e.g. the GDD Summit)

Additional Budget Request: FY22 Tentative Key Dates

Community Kick off and
Submission period

9 November 2020 to 29 January 2021

SO/AC Consultations
at ICANN 70

20 March 2021 to 25 March 2021

Notify SO/ACs of Publication

14 May 2021 to 17 May 2021

Publication on Website

17 May 2021

Financial Updates

Financial Reporting



Shani Quidwai

Agenda for Financial Updates

- ◉ Future Updates, Quarterly Webinar
- ◉ Financial Accountability- Reporting
- ◉ FY20 Results
- ◉ FY21 Forecast

Planning/Financial Updates- Quarterly Webinar

- The ICANN Finance and Planning teams will host a quarterly webinar to review Financial and Planning information
- These webinars will be recorded and archived
- These webinars will generally be held 45 days after the end of a Financial Quarter
- More information will be provided regarding the dates and content

| Fiscal Year Quarter | Quarter End Date | Estimated Meeting Date |
|---------------------|------------------|------------------------|
| Quarter 1 | 30 September | 15 November |
| Quarter 2 | 31 December | 15 February |
| Quarter 3 | 31 March | 15 May |
| Quarter 4 | 30 June | 15 August |

Financial Accountability- Reporting

ICANN org reports results to the community in support of commitment to accountability and transparency.

Periodically, throughout the year

- Quarterly Financial Reporting
- Publication of the CEO Report
- ICANN Meetings travel reports

Annually

- Independent Auditors Report
- Annual Report
- Board Expenses
- ccTLD Contributions
- Funding by Source
- Operating Plan and Budget
- Tax Return (Form 990)
- ICANN org Remuneration Practices

Link to Financial Documents:

<https://www.icann.org/resources/pages/governance/current-en>

Financial Update

FY20 Financial Results

FY20 Overview

| USD in millions Unaudited | FY20 Actual | FY20 Budget | Under / (Over) vs. FY20 Budget | FY20 Forecast* | Under/(Over) vs. FY20 Forecast |
|---|---------------------------|---------------------------|--------------------------------------|---------------------------|--------------------------------------|
| | Total ICANN Operations | Total ICANN Operations | ICANN Operations | Total ICANN Operations | ICANN Operations |
| Funding | \$140.7 | \$140.1 | \$0.6 | \$137.5 | \$3.2 |
| Cash Expenses ⁽¹⁾ | \$126.1 | \$137.1 | \$11.1 | \$121.6 | (\$4.4) |
| Excess/(Deficit) Before Contribution | \$14.6 | \$3.0 | \$11.7 | \$15.9 | (\$1.2) |
| Planned/Actual Reserve Fund Contribution | \$0.0 | \$3.0 | (\$3.0) | \$0.0 | \$0.0 |
| Net Operating Excess/(Deficit) | \$14.6 | (\$0.0) | \$14.7 | \$15.9 | (\$1.2) |
| End of Period Headcount | 387 | 408 | 21 | 392 | 5 |

1) Expenses exclude depreciation, investment income, and NgTLD Program historical development costs reimbursed to ICANN.

*Communicated during April webinar

FY20 Financial Results- Summary

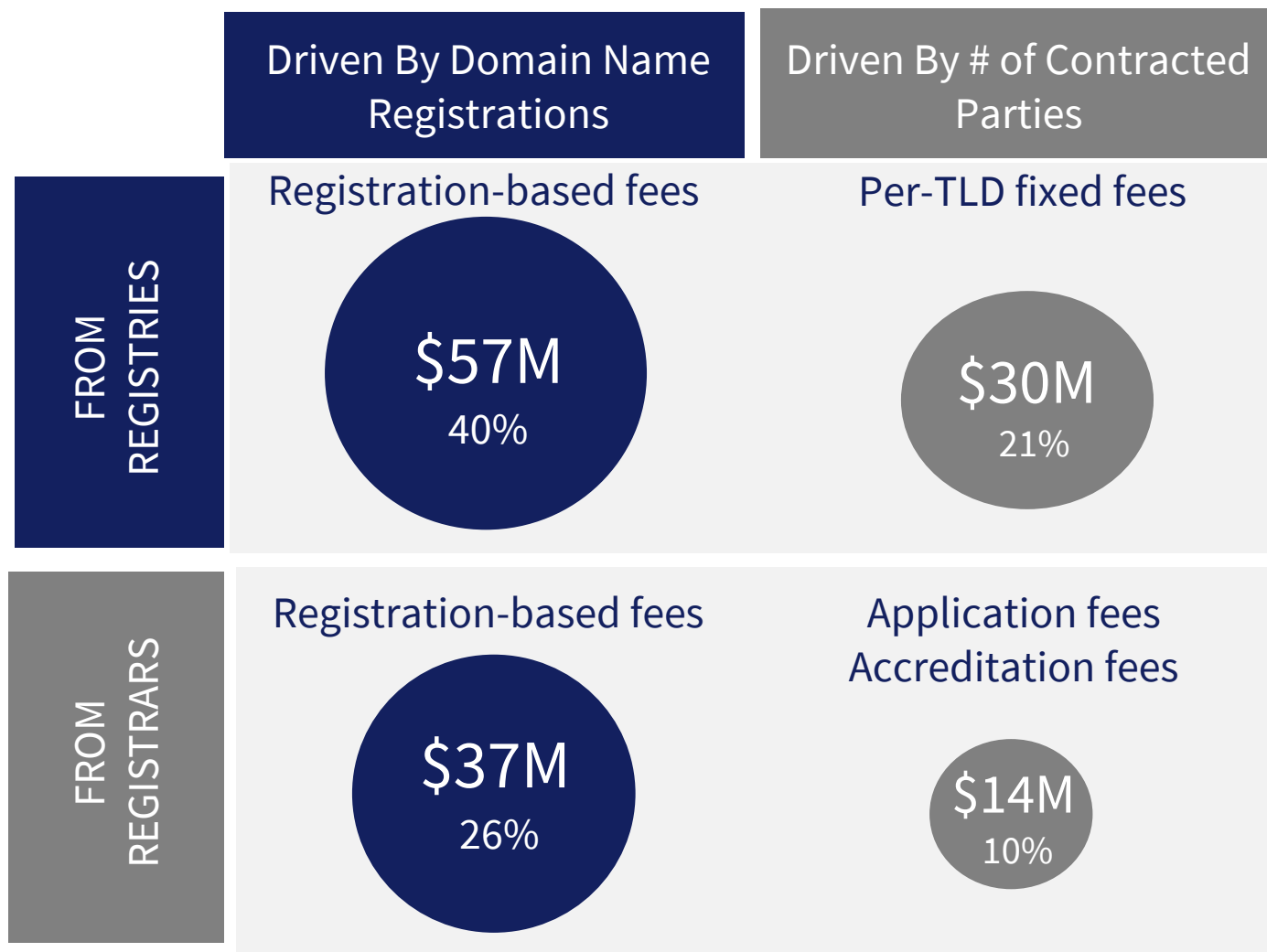
- ⊙ **Funding** was **\$140.7M** or \$0.6M higher than budget primarily due to New gTLD transactions
 - Through June, funding has not been negatively impacted by the global pandemic

- ⊙ **Expenses** were **\$126.1M** or \$11.1M lower than budget primarily due to:
 - Travel restrictions and savings from holding ICANN67 and ICANN68 virtually
 - Fewer positions than budgeted
 - Savings on administrative expenses from Regional Offices

- ⊙ **Net Excess** was **\$14.6M** or \$11.7M higher than budget primarily due to lower than planned expenses

- ⊙ **Funds Under Management** increased by **\$15.8M** versus prior year
 - Increase primarily due to net excess and investment gains despite market volatility from the global pandemic
 - Significant progress has been made with the Reserve Fund, our year end balance of \$123M was nearly equal to our expenses for the year

FY20 (Jul 19 – Jun 20) Funding



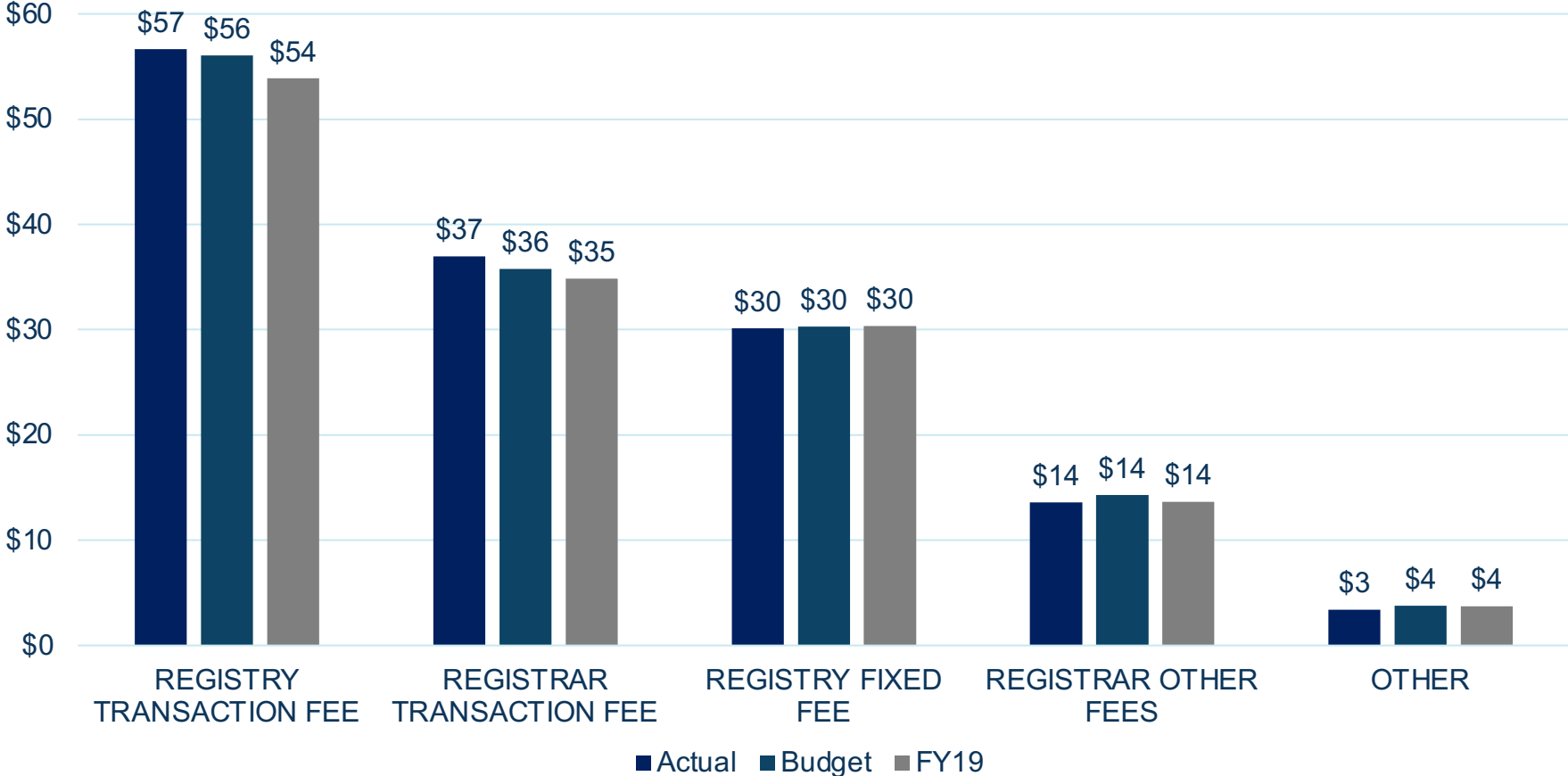
Other Income: \$3M, 2%

Total Funding: \$141M

FY20 (Jul 19 – Jun 20) Funding vs Budget & FY19

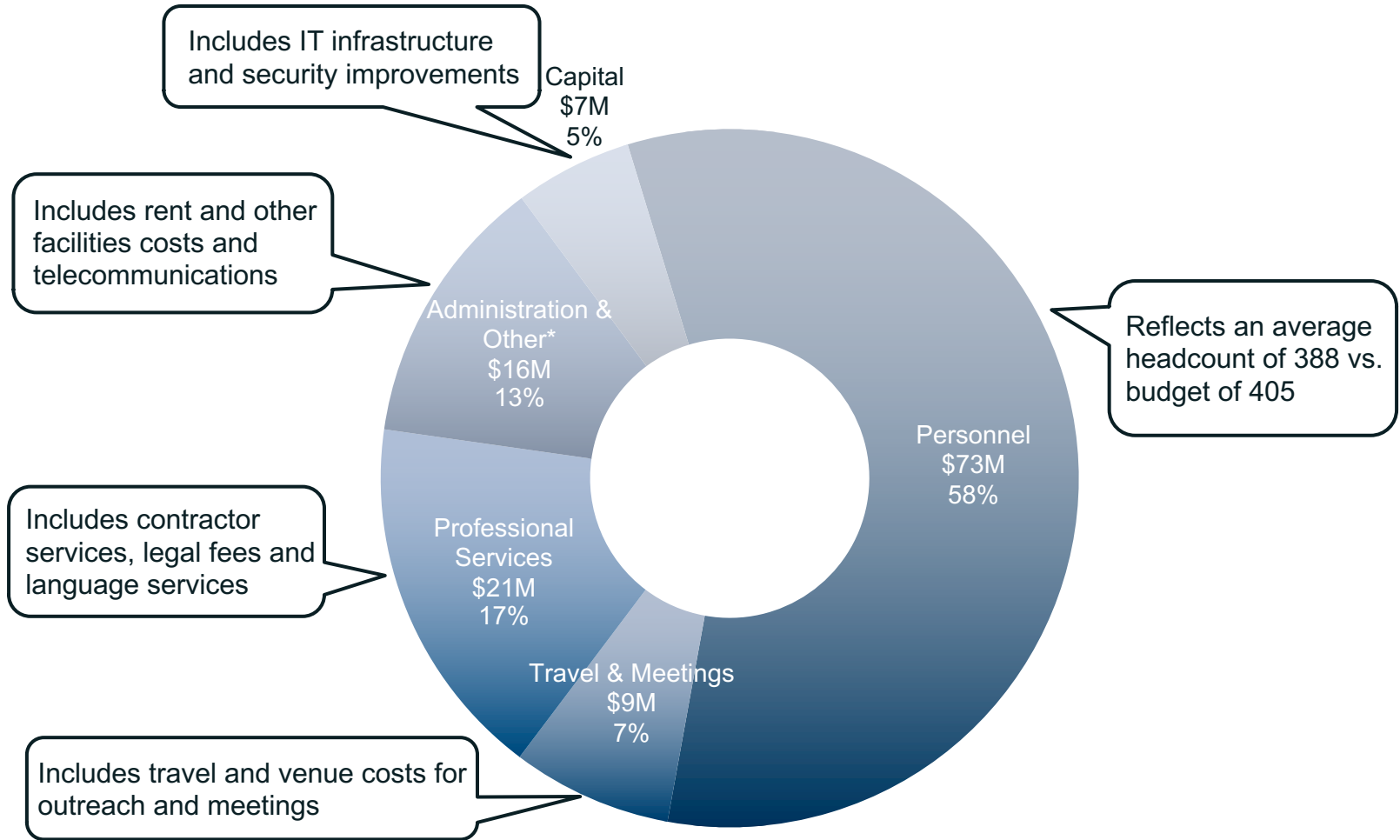
Funding slightly higher than Budget due to higher than planned transaction fees

Actual: \$ 141M
Budget: \$ 140M
FY19: \$ 137M



FY20 (Jul 19 – Jun 20) Operating & Capital Expenses

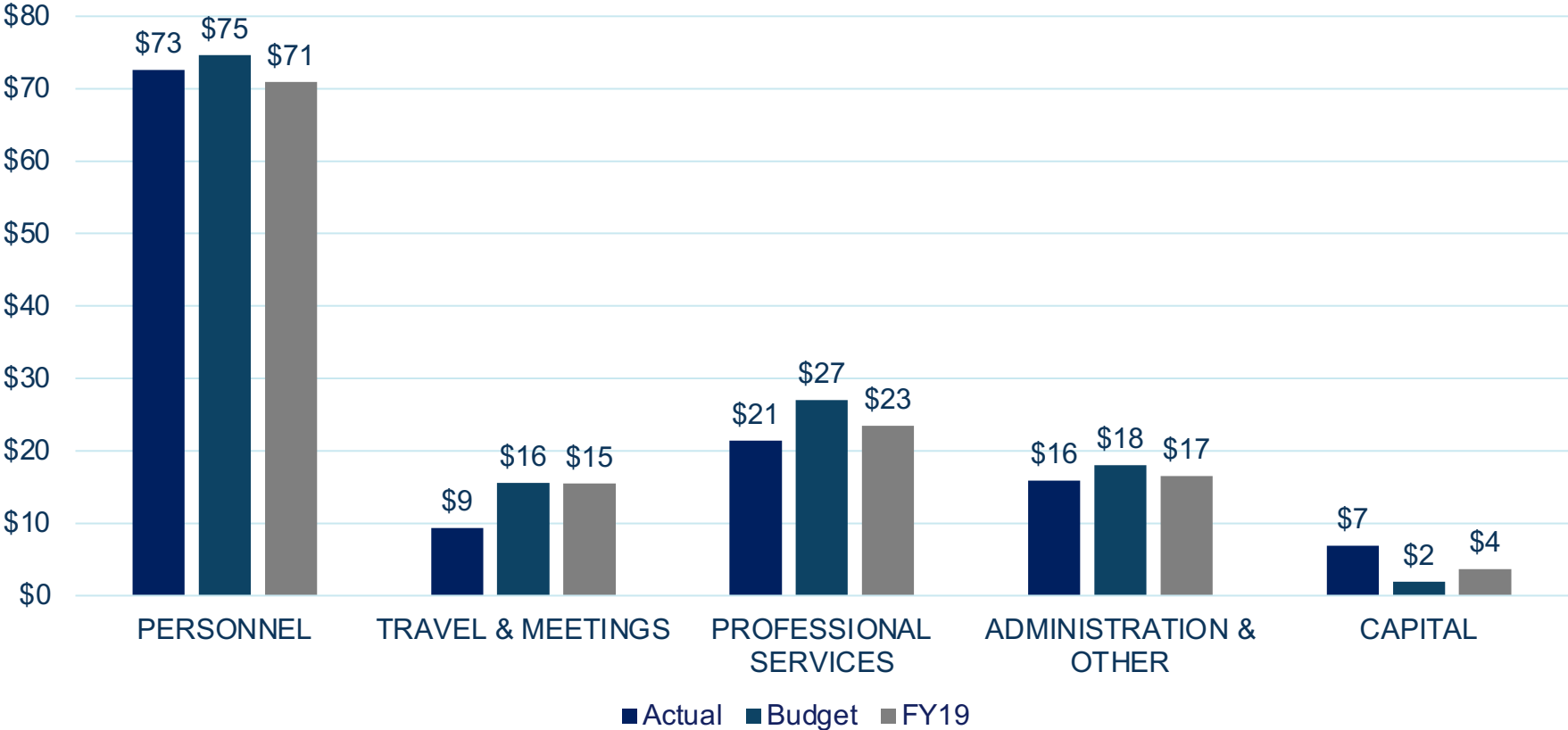
Year-to-date Actual Expenses : \$126M



FY20 (Jul 19 – Jun 20) Operating & Capital Expense

Lower personnel costs and Travel & Meetings savings due to travel restrictions from the Covid-19 Pandemic

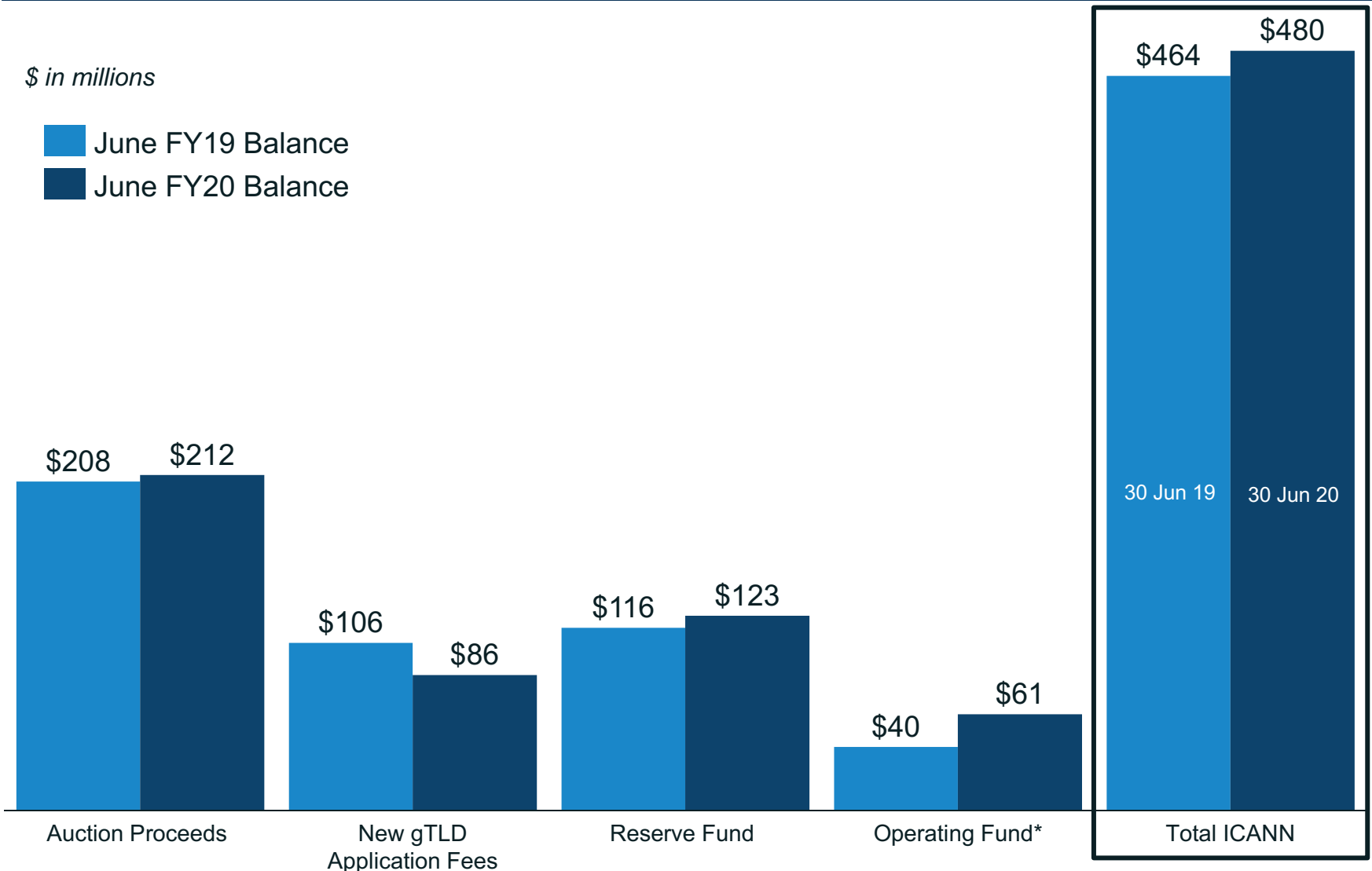
| | |
|----------------|----------------|
| Actual: | \$ 126M |
| Budget: | \$ 137M |
| FY19: | \$ 130M |



Overview of Accounts and Balances as of 30 June

\$ in millions

■ June FY19 Balance
■ June FY20 Balance

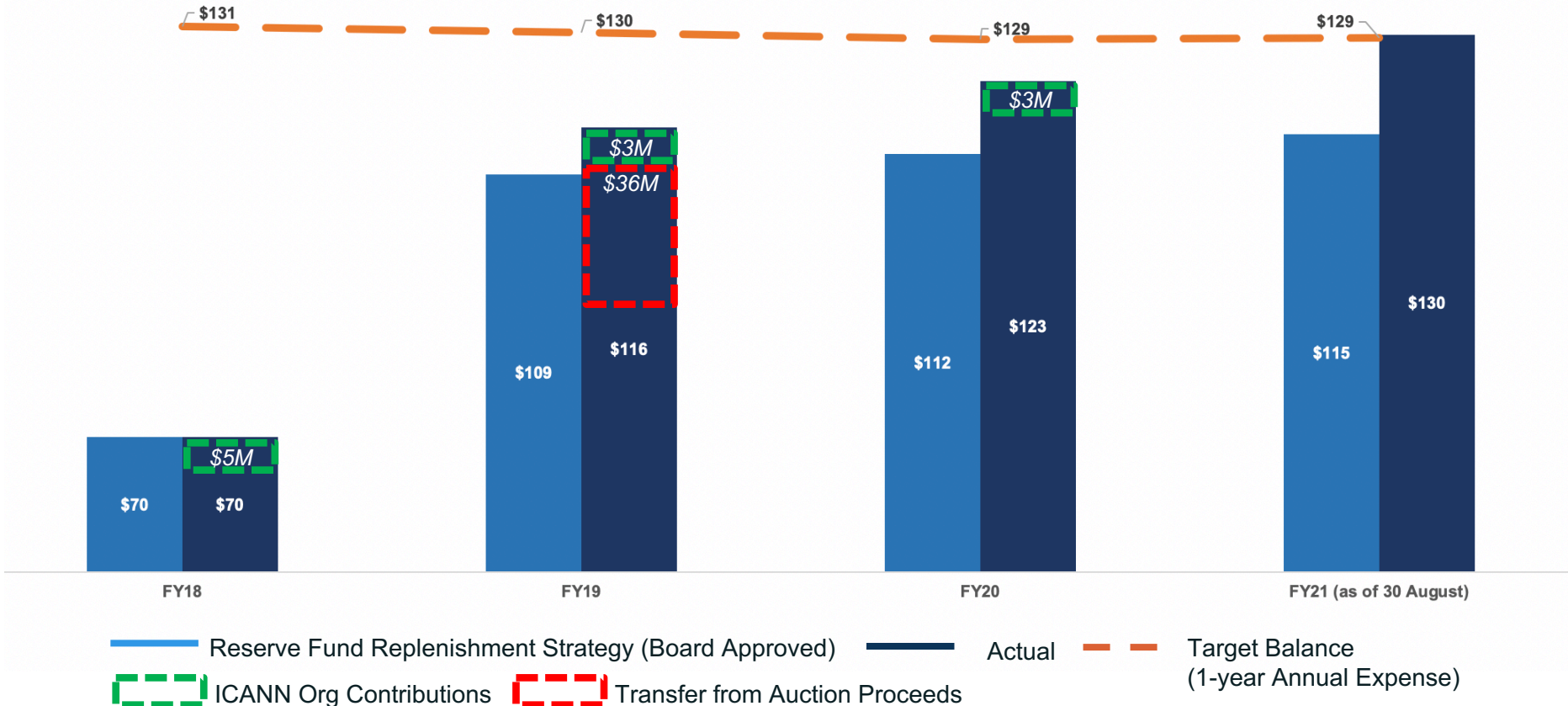


Total ICANN represents sum of month-end balances for all accounts

*Blue bars represent month-end balances except for Operating Fund which show rolling 3-month averages

Reserve Fund Replenishment Strategy

- ⦿ The Reserve Fund Replenishment is tracking well ahead of the Board Approved Strategy
- ⦿ The Reserve Fund Balance exceeded the minimum target Balance on 30 August 2020



FY20 Review: Closing Thoughts

- ⦿ ICANN is currently undergoing our annual audit, expected to be completed in October with no significant changes to financials
- ⦿ The FY20 expected \$14.6M net excess strengthens ICANN's financial health
- ⦿ The FY20 net excess contributes to the Operating Fund exceeding its minimum requirement of three months of operating expenses
- ⦿ The Board will consider how to allocate the Operating Fund excess, with the objectives of strengthening ICANN's financial sustainability and supporting ICANN's operations

Financial Update

FY21 Forecast

FY21 Forecast

| USD in millions | FY21 Forecast | FY21 Budget |
|--------------------------------|-------------------------|-------------------------|
| | Current Forecast | Full Year Budget |
| Funding | \$136.7 | \$129.3 |
| Cash Expenses | \$122.7 | \$129.3 |
| Excess/(Deficit) | \$14.0 | \$0.0 |
| End of Period Headcount | 400 | 400 |

FY21 Forecast: Overview

- ICANN org is three months into FY21 with a first opportunity to compare against budget
- Based on latest intelligence, we have produced a forecast for FY21 to reflect updated information versus what we had planned
 - **Funding is higher than budget** due to the resilience of the domain market and better than anticipated collections
 - **Expenses are lower than budget** driven by more travel restrictions than anticipated
- We are still amid a pandemic and a financial crisis so ICANN org will continue assessing funding projections and controlling costs strictly
- As discussed earlier, ICANN org will provide quarterly updates regarding our financials

Questions and Answers



- ❖ Please raise your hand in zoom if you want to ask a question
- ❖ Unmute your microphone to ask questions when it is your turn
- ❖ Mute your microphone when not speaking



- ❖ Type your questions in the chat



Email the planning team ▶

planning@icann.org

Appendix

Operating Initiatives

1 Support the Evolution of the Root Server System

2 Facilitate DNS Ecosystem Improvements

3 Evolve and Strengthen the Multistakeholder Model to facilitate Diverse and Inclusive Participation in Policymaking

4 Evolve and Strengthen the ICANN Community's Decision-making Processes to Ensure Efficient and Effective Policymaking

5 Develop Internal and External Ethics Policies

6 Promote and Sustain a Competitive Environment in the Domain Name System

7 Universal Acceptance

8 Root Zone Management Evolution

9 Evaluate, Align, and Facilitate Improved Engagement in the Internet Ecosystem

10 Through Targeted Engagement Improve Governments and Intergovernmental Organizations (IGOs) Engagement and Participation in ICANN

11 Monitor Legislation, Regulation, Norms, Principles, and Initiatives in Collaboration with Others that May Impact the ICANN Mission

12 Formalize the ICANN Org Funding Model and Improve Understanding of the Long-term Domain Name Market Drivers

13 Implement New gTLD Auction Proceeds Recommendations as Approved by Board

14 Planning at ICANN

15 ICANN Reserves

Functional Activities – 35 in 5 groups (as of FY21)

Technical and DNS Security

- ⦿ Office of the Chief Technology Officer
- ⦿ ICANN Managed Root Server
- ⦿ Internationalized Domain Names and Universal Acceptance
- ⦿ IANA Functions
- ⦿ Contractual Compliance

Policy Development and Implementation Support

- ⦿ Policy Advice & Development
- ⦿ Policy Research
- ⦿ Contracted Parties Services Operations
- ⦿ Technical Services
- ⦿ Global Domains Division Strategic Programs
- ⦿ Constituent & Stakeholder Travel

Community Engagement and Services

- ⦿ Global Stakeholder Engagement
 - ⦿ Regional Offices
- ⦿ Public Responsibility Support
- ⦿ Government & IGOs Engagement
- ⦿ gTLD Accounts & Services
- ⦿ Consumer Safeguards
- ⦿ Communications & Language Services
- ⦿ Global Meetings Operations
- ⦿ Ombudsman

Functional Activities – 35 in 5 groups (as of FY21)

ICANN Org Governance

- ⦿ Board Management
- ⦿ Office of CEO
- ⦿ Governance Support
- ⦿ Nominating Committee Support
- ⦿ Complaints Office
- ⦿ Strategic Planning & Strategic Initiatives
- ⦿ Accountability Reviews

ICANN Shared Services

- ⦿ Operations Planning
- ⦿ Finance & Procurement
- ⦿ Risk Management
- ⦿ Engineering & Information Technology
- ⦿ Global Human Resources & Administrative Services
- ⦿ Global Support Center
- ⦿ Board Operations
- ⦿ Security Operations
- ⦿ ICANN Offices